



## SBC-DC




The SBC-DC takes the place of a battery, allowing you to connect a PS43 AC adaptor to the following Shure bodypack receivers:

- UR5
- P10R
- P3RA
- P9RA
- QLXD1
- ULXD1



1. Cable Adapter (95A16797)
2. T6 L-wrench (95A20192)
3. T6 Adapter Screw (30A20412)
4. DC Adapter (90A16794)



Keep screws for future reinstallation. Do not reuse for the DC adapter.



IMPORTANT: Only use screws included with the adapter.



## Specifications

Input	8 to 20 V DC
Output	3V DC
Operating Temperature	-18 °C to 57 °C (0 °F to 135 °F)